


MC S6 · MC 18 · MCA18 SERIES


DESCRIPTION OF ACCESSORY



AUTO CUT & RE-INSERT

MCA 18 SERIES

FOR CONNECTING THE CIRCLE SEWING. DURING THE OPERATION, IT CAN AUTOMATICALLY CUT THE TAPE FAST IN FRONT OF THE PRESSER FOOT FOR COVERING SEWING TO MAKE IT FLAT AND BEAUTIFUL. IN THE BEGINNING AND AFTER FINISH SEWING, THE PRESSER FOOT WILL BE LIFTED AUTOMATICALLY. AND THE ELASIC WILL BE RE-INSERT TO THE PRESSER FOOT TO STAND BY.



THE ELASTIC TAPE CAN BE PULLED BACK NO MATTER AUTO OR MANUAL REVERSE SEWING.


MC S6Z, MCA 18Z, MC 18Z SERIES



THE SYNCHRONIZER ADAPTING ON THE BELT PULLEY


STITCH COUNTING FOR SECTION CHANGE AUTOMATICALLY

MC S6, MCA 18, MC 18 SERIES



SECTION CHANGED BY FINGER

MCA 18 SERIES



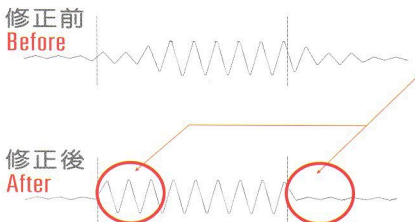
WITH MOVEABLE BRACKET

MCA 18K(MC 18Z, MCA 18Z OPTIONAL PARTS)



SECTION CHANGED BY KNEE

MC S6, MC 18 SERIES



PRE-TENSION

PULL BACK AND RELEASE THE ELASTIC TAPE: IT WILL PULL BACK OR RELEASE THE ELASTIC TAPE BY SENSOR DURING SECTION CHANGE. THERE IS A BRIEF EFFECT BETWEEN SECTIONS.

MC S6Z, MCA 18Z, MC 18Z SERIES